

# *The Iris Fan*

THE AMERICAN IRIS SOCIETY

YOUTH NEWSLETTER  
682 Huntley Heights Drive  
Ballwin, MO 63021  
United States of America



**FIRST CLASS MAIL**

MR. JAMES RASMUSSEN  
2112 WEST 17TH  
WICHITA, KS 67203





# THE AMERICAN IRIS SOCIETY

THE IRIS FAN

Volume 6, Number 1  
Summer 1994

JEAN E. MORRIS, Chairman  
Youth Committee  
682 Huntley Heights Drive  
Ballwin, Missouri 63021

## YOUTH NEWS FROM THE REGIONS -

Danika King of Region 18 (Missouri) writes, "I have helped my friend, Stephanie Campbell get interested in irises. At our annual iris sale she bought more irises than I did. We dug up a flower bed for her. The irises are doing fine. She is probably going to join our iris club. I enjoy helping her with her plants because she is my best friend.

Calista Ferguson of Region 9 (Illinois) has been entering area iris shows for the past two years in the Design and Horticulture Sections. She has won about a dozen ribbons already. Calista's favorite irises are STEPPING OUT, SUPERSTITION and JOYCE TERRY. Calista's sister, Laura, won Queen of Show on May 15th with a nice stalk of DUSKY CHALLENGER - see photo.


Also, this spring Isaiah Price of Region 23 (New Mexico) won Queen of Show in Albuquerque with - guess what - DUSKY CHALLENGER. Congratulations to both.

Casey Ryan of Region 1 (Massachusetts) grows 30 iris varieties - TBs, MTBs, SDBs and Siberians. She likes the Japanese iris, WHITE PARACHUTE, the TB, BEFORE THE STORM and the MTB, BUMBLEBEE DEELITE. Welcome to the AIS youth program, Casey.


Other Region 1 news comes from Deborah Wheeler, Region 1 Youth Chairman. She tells about the youth retreat held early this year. One activity was an art project - see photo. Debbie explains, "...They painted iris using a method of painting called 'Theorum.' It's done with oil paint on white velvet. We have two more youth members joining, so we are getting to be a bigger group." Thanks for your hard work, Debbie, on behalf of the AIS youths of Region 1.

Hope everyone read "Youth Views" in the July AIS Bulletin announcing that Andrew Wheeler of Region 1 was the winner of the Clarke Cosgrove Memorial Award for Youth Achievement. First Runner-up was Shilo Gillam of Region 18 (Kansas) and Second Runner-up was Erin Marie Griner of Region 19 (New Jersey). The awards were presented at the AIS Convention in Portland. Congratulations to all!

We welcome a new AIS youth member from Region 7 (Kentucky), Krissy Legg. Krissy says, "We had a fine blooming season here in Louisville. I won fourth-best in show and also best specimen of the Youth Division. I was proud of my big rosette ribbon." Favorite varieties admired by Krissy are, GINGERBREAD GIRL, CINDERELLA'S COACH, BEVERLY SILLS, FASHION FANCY and AN-JAN.




Gorden Green, RVP of Region 17 (Texas) has always encouraged youth participation in his region. In his RVP Greetings in the Region 17 Spring 1994 Bulletin, he writes, "Every member of Region 17 is encouraged to recruit at least one new member this year. Invite someone to attend a meeting with you and encourage membership in your local society, Region 17 and AIS. Don't overlook youth membership! If you can ever get that spark alive in a youth member, stand back, because they have energy and can be a great asset to you."




Kevin Gormley (L) and Ryan Koch of Region 18 with Youth Medals presented at the Greater St. Louis Iris Society picnic/auction. Ryan won the Youth Silver at the Early Show, Kevin, the Bronze. At the Regular Show, Kevin captured the Silver while Ryan took the Bronze. With 16 entries by 3 youths at the Early Show and 27 entries by 7 youths at the Regular Show, this was the very first year the club had enough participation in the Youth Division to award the Youth Medals. Keep it up!!!



Region 1 youths with Iris Paintings done at Youth Retreat are, Back Row (L to R) Jason Woffenden, Andy Wheeler and Christine Bartholomay; Front Row, Casey Ryan and Myrrh Woffenden. Beautiful creations!




Laura Ferguson of Region 9 with Queen of Show DUSKY CHALLENGER.






Enjoying the Youth Reception held at the AIS Convention in Portland are (L to R) Justin Wade of Region 22 (Oklahoma) and Brian and Brooke Glaser of Region 17 (Texas).



Chris Boyd of Region 14 (California) with his grandmother, Edith Wheeler in the Abrego Garden at the AIS Convention.



Cooling off in the garden swing at the Meek's Garden are (L to R) Brooke Glaser, Justin Wade, Chris Boyd and Brian Glaser.


I was able to attend the AIS Convention in Portland, Oregon, this spring and am happy to report there were four AIS youths in attendance. They were Brooke & Brian Glaser, Justin Wade and Chris Boyd. Chris arrived too late to attend the Youth Reception, but we were able to interview him at the Abrego Garden. He is 13 years old, competes in iris shows,

and likes variegatas. He was manning the camera for his grandmother. Hope you got some good shots, Chris.

Brooke, Brian and Justin (along with their Moms, who are both named "Dana") attended the Youth Reception. Everyone enjoyed the cookies. Soda was preferred over the hotel's punch - luckily, we had Dr. Pepper for Brooke.

Brooke is 10 years old, grows and shows her own irises and likes NIGHT RULER and LADY FRIEND. She won the Youth Bronze Medal this spring. Brian is 8 and also grows and shows his own irises. He prefers irises in purple and blue tones and won the Youth Silver Medal this spring along with the best youth specimen, best blue iris and best purple iris in the show.

Justin Wade is 12 years old and likes to grow white irises and space agers. He took best youth specimen, recently, with STOP SIGN, an orchid TB with orange beards. He would like to develop an iris with sawtooth lace edges and name it "Chainsaw." It would look like this:



Chainsaw

The following story was written by Brian, Brooke and Justin.

AIS Convention '94

Once upon a time there were three AIS youth members (four counting Chris) from Texas, Texas and Oklahoma (Chris is from California). They all decided to go to Portland, Oregon, to attend the American Iris Society's National Convention. They wanted to go first class all the way.

Justin went swimming with his Dad every day. He attended both banquets and went on the bus tours the last day.

Brooke and Brian went on the tours all three days and swam each evening.

Everyone was glad that Chris Boyd was able to ride the Blue Busses which meant all the youths could be together. Yeah!!!

Brooke, Brian, Justin and Chris saw thousands of beautiful irises, ate lots and lots and lots and lots of garden refreshments, told jokes, acted a little silly so everyone could tell they were having a good time, posed in a garden swing while they all made funny faces and got to sit at a special reserved youth table in the front, at the Awards Banquet. In a room with 1100 people, sitting in front is important, unless you

have binoculars. They wanted to go first class all the way, and so they did.

(Thanks, Brooke, Brian, Justin and Chris for the story and also for all the good times we had.) ♣

Kevin Gormley sent in the following article this past April. At that time, I, too, was shaking off the winter blahs by working in my garden. But Kevin states it more eloquently than I:

### SPRING, SPRING, SPRING

Spring into action around the yard on the first warm day of spring. Look around the yard for any little plants that are poking their heads up out of the earth and check to see if daffodils and maybe a Dutch Iris or two have come up. Soon you will find many a plant growing in your yard, and under every tree there may be a daffodil or more growing.



There are so many things to do. A normal person wouldn't even begin to start raking leaves, but then again who said I was normal? So these are the things I did over Easter break: I planted, raked, watered, cleaned, dug holes, filled holes, and finally the most enjoyable thing - played sports, like baseball, basketball, billiards, football and table soccer (fooze ball).

I still have lots of things to do around the yard but this is the MOST fun - I get to watch the flowers bloom!

Just like you iris lovers, I've been waiting for this time of year all year long. I love the shows and all the good feelings the flowers of spring bring! ♣

### THIS SPACE FOR RENT!

Please send puzzles, mazes, jokes, cartoons, poems, pictures, drawings, articles or comments for publication. Thanks to ALL who contributed to this issue of THE IRIS FAN.





JEAN'S JOURNAL - The AIS Convention in Portland is an event we'll always remember for the beautiful irises, the unique gardens and the friendly hosts. Bloom was at peak and even the weather was perfect. We were told to pack rain gear and it didn't rain a drop. We took 9 rolls of slides so we wouldn't forget the beauty we saw there.

Our want-list has expanded to include: species - I. versicolor "Mysterious Monique" (Knoepnadel 92) Red violet w/ white rays.  
TB - HELLO GOODBY (Nelson 92) Lavender & Lt. yellow blend.

TB - OVERJOYED (Gatty 94) Yellow that glows.  
BB - PETITE BALLET (Keppel 92) Unique Plic.  
MTB - OZARK DREAM (Fisher 92) Orchid over black-purple.

Siberian - LAKE KEUKA (Borglum 91) Ruffled blue.

Siberian - STRAWBERRY FAIR (Hollingworth 94) ruffled raspberry.

TB - FEATURE ATTRACTION (Schreiners 94) Lacy silver lavender.

TB - BEFORE THE STORM (Innerst 88) Definitely black.

BB - CALICO CAT (Lankow 89) Orchid & gold combo with red at hafts.

BB - LOW SPIRITS (Keppel 94) Showy violet & peach luminata.

TB - LION'S SHARE (Jameson 92) Ruffled reverse yellow amoena.

MTB - LITTLE CLOWN (Dunderman 93) Gold/red.

TB - RHONDA FLEMING (Mullin 93) Orchid on clean white plicata.

TB - FINAL DECISION (Roderick 91) Ruffled golden yellow.

MTB - PARDNER (Fisher 93) Butterscotch over red violet edged yellow.

TB - RAVEN'S QUOTE (Ernst 94) Navy self with burnished beards.

There are more, but I had to limit the list or THE IRIS FAN would be too long.

Since returning home, we have been digging irises from the garden of a deceased club member. Many of these were sold, others are to be planted in memorial gardens and those left (mostly Medians) will be shared with some of you youth members. We hope to keep the exchange going: "You send me your iris news, I send you free irises."

We have a new feature entitled, "The Iris Clinic." Since the time for beardless iris transplanting is fast approaching, we decided to provide some helpful information on the subject. These instructions are courtesy of the Nicholls Gardens of Gainesville, Virginia in Region 4. Other types of information on iris culture will be shared in future issues of THE IRIS FAN.

Hope you enjoy the Maze. It is a reprint from THE IRIS FAN, Volume 3, number 1, with a few adjustments. The original was submitted by Johnathan Fuller of Moreland, Idaho.

Finally, 12 essays were received by the AIS Foundation for the Ackerman Memorial Youth Essay Contest. The 1994 winner is Andrew Wheeler of Region 1. Congratulations, once more, Andy. I am sure the \$100 was put to good use. Andy's essay will appear in the October AIS Bulletin. There were many excellent entries and some are printed in this issue of THE IRIS FAN while the remainder will be published in the winter issue if space allows.

Good luck to everyone with your new iris purchases, iris bed building/replanting and all that good stuff. ♣



## THE IRIS CLINIC

The following instructions are for BEARDLESS irises only. Bearded irises will not tolerate much moisture and require different conditions altogether.

### BEARDLESS IRIS CULTURE

On arrival, unwrap irises from the damp paper towel and plastic bag. Soak the roots overnight in a bucket of water with roots just covered. This allows plant to replenish water lost in transit and will get the plant off to a good start. DO NOT LET ROOTS DRY OUT during transplanting.

WHERE TO PLANT - Most beardless irises want a sunny garden location for best performance and bloom. At least a half day of sun is best. Japanese and Siberian irises like as much water as you can give them but do not like to have wet feet in the winter. Louisiana irises and several of the beardless species will grow in

standing water year round.

**WHEN TO PLANT** - Plant between August and October, depending on your climate. The fall rains usually supplement your watering and roots grow nicely as the weather cools. The new root growth will anchor the plants before winter.

**GARDEN SOIL** - A good garden loam with lots of organic matter will make your irises thrive. An acid soil is preferable but the Japanese irises are the only ones that require an acid soil. A PH of 5.0 to 6.5 will keep them happy.

**HOW TO PLANT** - Plant Louisiana and Siberian about 1 inch deep. Plant Japanese 2 inches deep as they like to make new roots on top of old roots. Keep newly planted rhizomes well watered until they are showing active new growth. Drying out at this stage is sure death, but once established they are very tough. Once plants are showing new growth, you may mulch them up to 3 inches.

**FERTILIZER** - In spring, when plants are a few inches high, apply a balanced fertilizer. Japanese are especially heavy feeders and would appreciate a second feeding before bloom time.

**GENERAL CARE** - After bloom, cut off the old bloom stalks. Beardless irises can go several years before dividing is needed with the exception of Japanese irises. To remain healthy, they must be divided every three to four years. In early winter, cut off foliage a few inches from the ground. Louisiana irises will remain evergreen in southern climates. Cut only dead foliage and leave anything that is still green.♣

---

We would like to thank NICHOLLS GARDENS of Gainesville, VA for providing the information for this edition of "The Iris Clinic."

**WHAT BEING AN AIS YOUTH MEMBER MEANS TO ME**  
by: Monica Combrink, Region 22

Being an AIS member means a lot to me. For those who don't know, AIS stands for American Iris Society. My AIS membership started with a shopping trip. We went shopping at Crazy Days and saw a sale of iris rhizomes by the Oklahoma North Central Iris Society. My Mom bought some just to put in our yard.

The next summer at Crazy Days we bought more iris from the same group and my grandparents became interested in growing iris. They joined the AIS but my Mom wasn't interested. I was looking for a way to spend special time with my grandparents and they

got me started growing iris.

We did a lot of fun things together. I helped make raised iris beds and plan and plant the beds. I went on garden tours with my grandparents and helped with the activities at their iris society meetings. One year for my birthday my grandparents bought me a whole bed of median iris with fun names like Chubby Cheeks and Carrot Curls.

My grandfather died last October. When I look out at my iris beds, I think of him and all the good times we had together. My grandmother and I continue to enjoy our special iris times. We look at catalogs and enjoy planning new beds.

My AIS youth membership has allowed me to see many new places, meet lots of new people and have a beautiful yard, but most importantly it allows me to spend special time with my grandparents and build wonderful memories.♣

**WHAT BEING AN AIS YOUTH MEMBER MEANS TO ME**  
by: Stephanie Walbrecht, Region 21

As I sit here thinking about what to write, I look down at my Iris garden and think about how I would never have had these irises if it wasn't for the AIS Youth Program. I also would not of had any knowledge of Iris and other species of flowers, except to know they were pretty flowers.

Because of the AIS's interest in youth members, Region 21 requested interested youths apply for membership. I completed an application and hoped that I would be accepted. My acceptance letter to become a youth member was received. My membership has allowed me to travel, to meet alot of new people and to grow, show and judge irises.

I am having so much fun being a youth member that I picked Iris Hybridization as my topic for this year's Science Fair. Hopefully, my project may inspire somebody to join AIS.

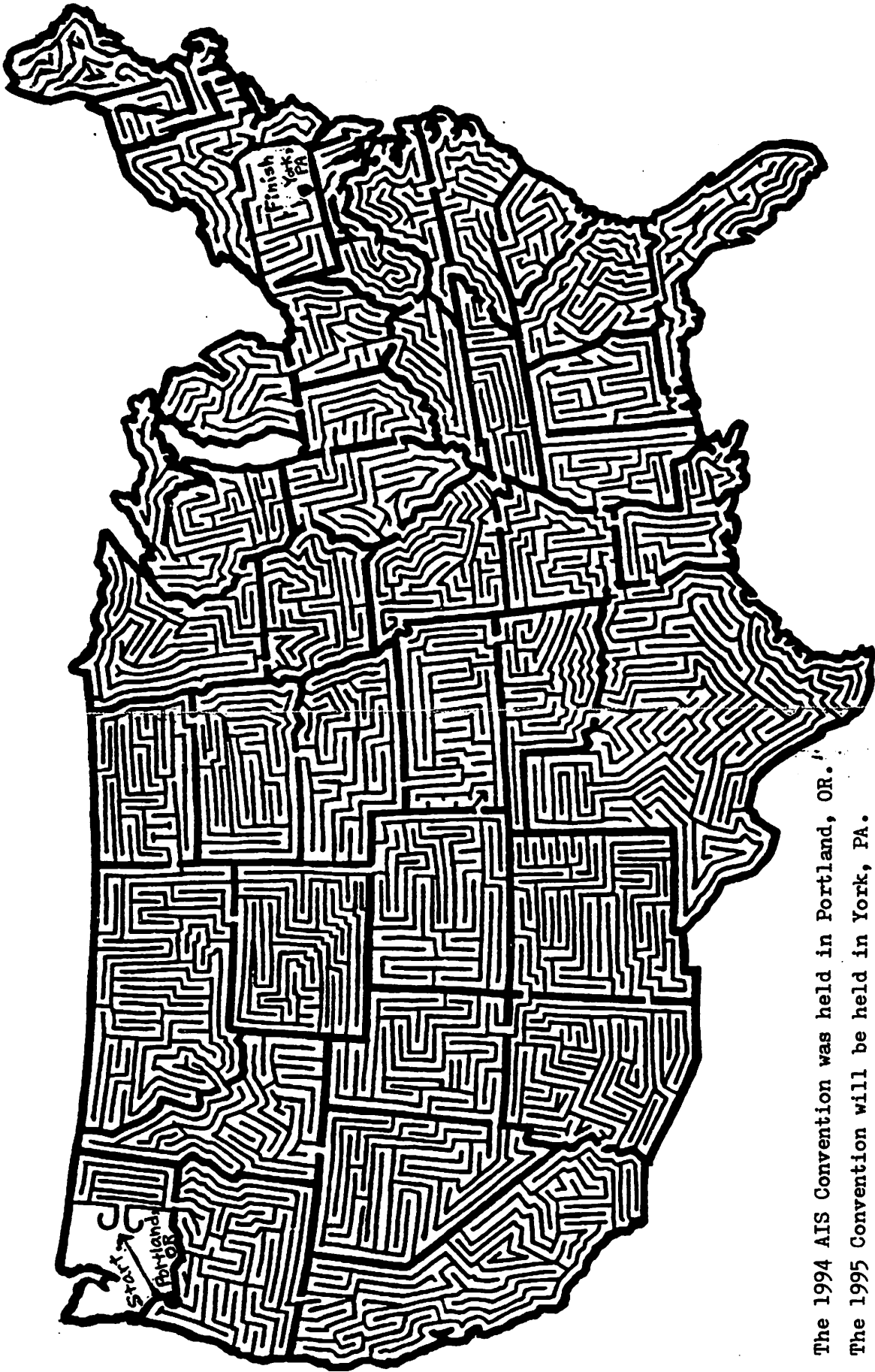
Spring is coming and new youth members are being recruited. I am excited to know that I will be a part of helping the new youth members learn what I have learned so far.

AIS Youth Membership means learning about, growing and judging irises, cultivating new friendships and soon, to help others learn the joy of the AIS.♣

**SPEEDY SEEDS** by: Carole Breedlove

The Farmer's Almanac reports that seeds will germinate faster if you soak them in tea water.

Make a cup of hot tea and cool completely. Pour undiluted tea to cover iris seeds in labeled coffee cups. Refrigerate for 2 days, then plant outside and keep moist. I cover with window screens, which cuts down on wash outs.  
(Reprinted from Reg. 13 Newsletter, Spring 94)



The 1994 AIS Convention was held in Portland, OR.

The 1995 Convention will be held in York, PA.

How long will it take you to get there?